



USER GUIDE

CALL FOR PRICE



BelVG



OUR SUPPORT TEAM:
STORE@BELVG.COM, SKYPE: STORE.BELVG

Table of Contents

| | |
|--|---|
| 1. Introduction to Call for Price & Other Price Labels | 3 |
| 2. How to Install and Deactivate | 4 |
| 3. How to Configure | 6 |
| 4. How to Use | 8 |

1.Introduction to Call for Price & Other Price Labels

Call for Price & Other Price Labels extension allows you to keep the product without price in catalog, while displaying a configurable image instead of its price and still attracting new customers.

Set it up as **Call for Price** picture. So that the client will be able to notice the product and buy it no matter what.

Main features:

- Html-edited field for the extension.
- Automatically sets up when the price on a product is set as “0”.
- Easy setup and configuration.

Overall information

Upon changing the product price to zero the customer can't put it in the cart anymore. Instead of displaying the actual zero price **Magento Call for Price & Other Price Labels** extension offers you to show whatever you want.

It can be the picture, telling that you have no price for this product now. The link to another store with the price also suits well. The text message, pop-up or any other piece of html code may attract viewers as much as the real price does.

2. How to Install

Step 1: Use FTP client to upload all folders from the zip package to your Magento site root folder. Be sure that you upload them to the correct directories.

Attention! If your template is not default, be sure to change the folders of the installed module from `/app/design/frontend/default/default` to `/app/design/frontend/default/YOUR_THEME` and `/skin/frontend/default/default` to `/skin/frontend/default/YOUR_THEME`

Step 2: Login to your Magento administration panel

Step 3: Refresh cache (go to **System > Cache Management** and select **Refresh**) and disable compilation (go to **System > Tools > Compilation** and select **Disable**)

Recommended: Navigate to **System > Configuration**, if you can see **Call For Price** tab, the extension is installed right.

Step 4: Relogin to admin panel (log out and back into Magento Admin Panel).

Step 5: Go to **System > Configuration > Call For Price** and choose the right settings of extension (**Enable**).

Recommended: You may go to the frontend and try to check out. This will help you to be sure that **Call for Price & Other Price Labels** is working.

Step 6: Go to **System > Tools > Compilation** and select **Enable**.

That's all! Enjoy the **Call for Price & Other Price Labels** performance.

Disclaimer!

It is highly recommended to backup your server files and database before installing this module. No responsibility can be taken for any adverse effects installation or advice may cause. Recommended you install on a test server initially to carry out your own testing.

How to Deactivate

Step 1. Disable Extension.

Log into **Magento Admin Panel** and go to **System** → **Configuration** → **Call For Price** → **Settings**
Select "Disable" to deactivate the extension. Click "Save Config" button.

The extension is now deactivated.

Step 2. Clear cache.

Go to **System** → **Cache Management**.

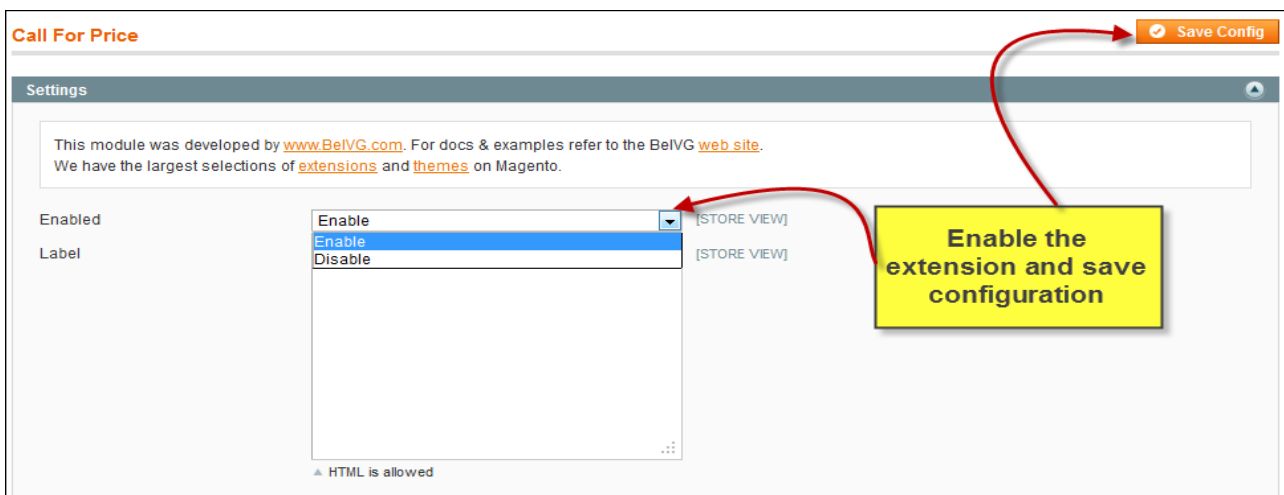
Clear the store cache.

3. How to Configure

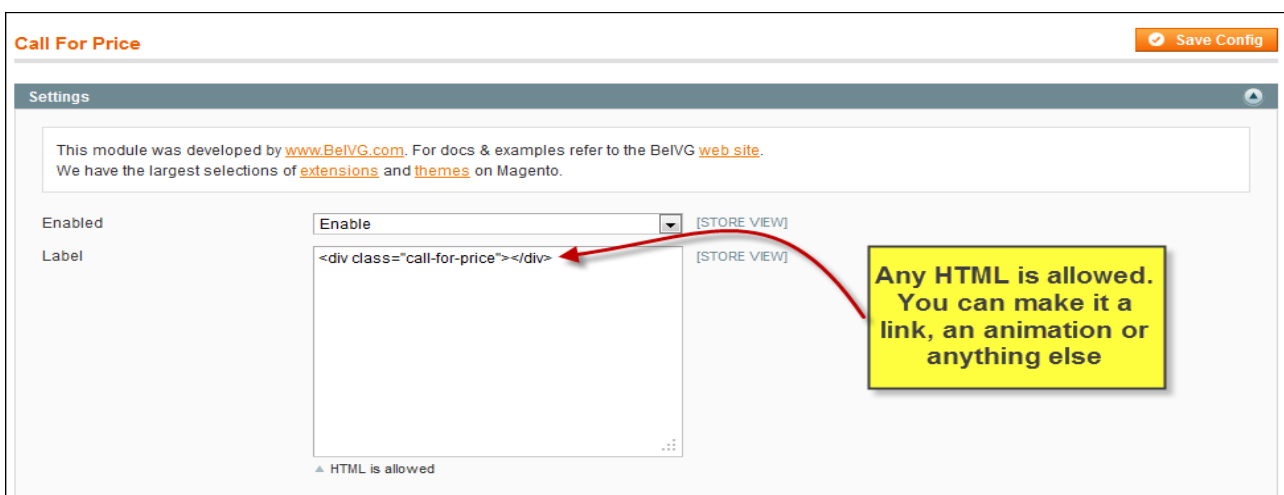
Log in to the admin panel, and we will show you how to configure the extension step by step.

Transfer to **System -> Configuration -> Call For Price -> Settings** on your Dashboard.

The settings of **Call For Price** extension are easy. You can **Enable** or **Disable** the extension.



In the field **Label** you can change the default image to any you want. You just should use **HTML**. You may put any label, text, block, image *(for example block with text)*.



You may see all the products with zero prices in Catalog menu. All the items with “0” price are shown with your label.

| ID | Name | Type | Attrib. Set Name | SKU | Price | Qty | Visibility | Status | Websites | Action |
|-----|----------------------------|----------------------|------------------|-------------------|----------|-----|--------------------------|---------|--------------|----------------------|
| 169 | Testing configurable-Brown | Simple Product | Shoes | tc-Brown | \$2.00 | 999 | Not Visible Individually | Enabled | Main Website | Edit |
| 168 | Testing configurable-Black | Simple Product | Shoes | tc-Black | \$0.00 | 999 | Not Visible Individually | Enabled | Main Website | Edit |
| 167 | Testing configurable | Configurable Product | Shoes | tc | \$0.00 | 0 | Catalog, Search | Enabled | Main Website | Edit |
| 166 | HTC Touch Diamond | Simple Product | Cell Phones | HTC Touch Diamond | \$750.00 | 849 | Catalog, Search | Enabled | Main Website | Edit |

When you add or manage product and establish “0.00” price, the extension automatically use label (or what you have set up – a link for example) instead of price.

Price * 0.00 [GLOBAL]
[USD]

Special Price [GLOBAL]
[USD]

Special Price From Date [GLOBAL]

Special Price To Date [GLOBAL]

Is product available for purchase with Google Checkout Yes [GLOBAL]

After setting the price up it will appear instead of label instantly.

Do you have questions about extension configurations?

[Contact us](#) and we will help you in a moment.

4. How to Use

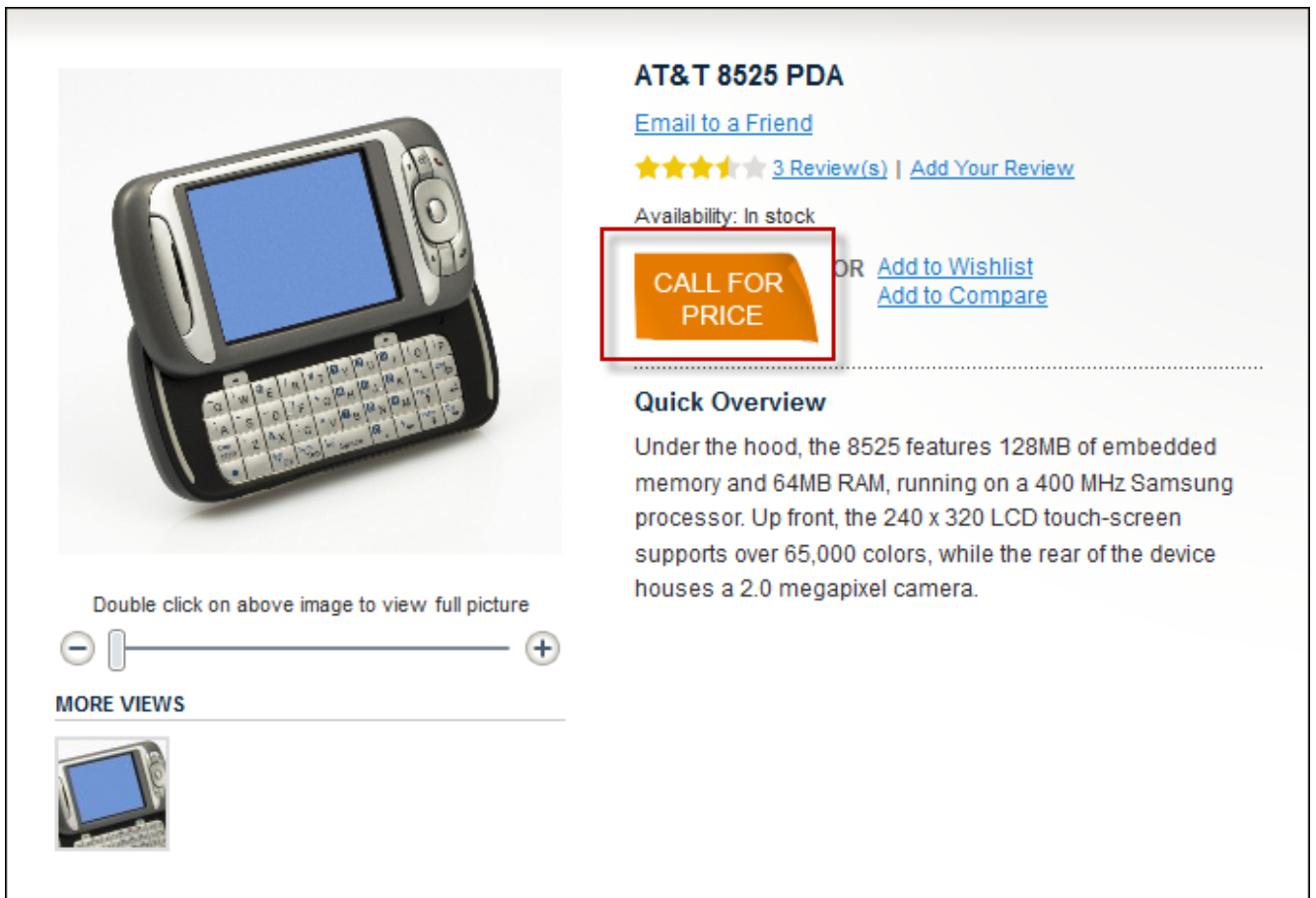
It's time to get acquainted with **Call for Price & Other Price Labels** features and the way customers take advantage of them.

When users visit your website, they will see **Call For Price** label instead of zero priced products.



The check box is missing, so the customer can't add it to cart anymore.

Call For Price label is also available on the product page.



AT&T 8525 PDA

[Email to a Friend](#)

★★★★☆ [3 Review\(s\)](#) | [Add Your Review](#)

Availability: In stock

CALL FOR PRICE OR [Add to Wishlist](#)
[Add to Compare](#)


Quick Overview

Under the hood, the 8525 features 128MB of embedded memory and 64MB RAM, running on a 400 MHz Samsung processor. Up front, the 240 x 320 LCD touch-screen supports over 65,000 colors, while the rear of the device houses a 2.0 megapixel camera.

Double click on above image to view full picture

− | _____ | +

MORE VIEWS





Thanks for your interest in BelVGMagento extensions!

If you want to buy **Call for Price & Other Price Labels** extension, follow [This Link](#).

Please, visit our website and explore other BelVG extensions at [Our Store](#).

If you have any questions, contact us by e-mail: store@belvg.com



**Simple
installation
and usage**



**1 year of
free upgrades**



**30 days
money back**



**6 months
of support**