



## USER GUIDE

---

# PRE-ORDER



---

### Our support team:

 [store.belvg.com](https://store.belvg.com)

 [store.belvg](https://store.belvg)

 [store@belvg.com](mailto:store@belvg.com)

---

## Table of contents

<a href="#">Introduction to Pre-Order</a>	2
<a href="#">Key features</a>	2
<a href="#">How to Install Pre-Order Extension</a>	3
<a href="#">How to Configure</a>	4
<a href="#">How to Use</a>	9
<a href="#">Feedback</a>	11

---

## 1. Introduction to Pre-Order

Popular products can be easily sold-out within a couple of days. But do not let your customers leave the store just because some items are not available at the moment. The Pre-Order module lets your customers pay for items that are temporarily out of stock, so that as soon as the goods are back in stock they will be immediately delivered to clients.

### Key features

- Customers can pay for products that are out-of-stock;
- Customizable button text;
- Customizable description to supplement the pre-order button;
- Specify dates when products will be back in stock;
- Create product-specific pre-order buttons;
- Simple and configurable products supported;
- Compatibility with Magento 2.

---

## 2. How to Install Pre-Order Extension

Magento 2 provides a convenient way to manually install a module via composer. In case you got an extension from a provider like a zip-file, follow [this instruction](#).

Further run the following commands:

1. Enable module with `php bin/magento module:enable BelVG_Pre-Order`
2. Run `php bin/magento setup:upgrade`
3. Recompile DI `php bin/magento setup:di:compile`
4. Recompile static files: `php bin/magento setup:static-content:deploy`
5. Flush cache `php bin/magento cache:flush`

## 3. How to Configure

### General Settings

Log into Magento admin panel and navigate to **Stores -> Configuration -> BelVG Extensions -> Pre-order**.

General module configurations determine settings for the pre-order layout for all products on the store.

They include the following options:

- **Enabled:** select **YES** to enable the module.
- **Pre-order button text:** create a custom text to be displayed on the preorder button.
- **Show available date:** choose **YES** if you want to show the date when the product will be back in stock.
- **Show available text:** choose **YES** if you want to create a custom supplementary text that will be displayed below the pre-order button on the frontend.
- **Available Pre-order text:** enter custom text that will be displayed below the pre-order button on the frontend.
- **Pre-order status text:** set the pre-order status text.

Settings



This module was developed by [www.BelVG.com](http://www.BelVG.com).  
For docs & examples refer to the [BelVG web site](#).  
We have the largest selections of [extensions](#) and [themes](#) on Magento.

Enabled <small>[store view]</small>	Yes
Pre-Order Button Text <small>[store view]</small>	Pre-Order Now
Show Available Date <small>[store view]</small>	Yes
Show Available Text <small>[store view]</small>	Yes
Available Pre-Order Text <small>[store view]</small>	Pre-order discount available
Pre-Order Status Text <small>[store view]</small>	Pre-Order

### Catalog Settings

Catalog settings are responsible for the pre-order settings on catalog pages.

- **Pre-order button text:** create a custom text to be displayed on the preorder button on the catalog page.
- **Show available date:** choose **YES** if you want to show the date when the product will be back in stock.
- **Show available text:** choose **YES** if you want to create a custom supplementary text that will be displayed below the pre-order button on the frontend.
- **Available Pre-order text:** enter custom text that will be displayed below the pre-order button on the frontend.

## Catalog Settings



Pre-Order Button Text <small>[store view]</small>	<input type="text" value="Pre-Order Now"/>
Show Available Date <small>[store view]</small>	<input type="text" value="Yes"/>
Show Available Text <small>[store view]</small>	<input type="text" value="Yes"/>
Available Pre-Order Text <small>[store view]</small>	<input type="text" value="Free shipping for pre-order buyers"/>

## Product Settings

Product settings stand for the layout of the pre-order button on product pages.

- **Pre-order button text:** create a custom text to be displayed on the preorder button on the catalog page.
- **Show available date:** choose **YES** if you want to show the date when the product will be back in stock.
- **Show available text:** choose YES if you want to create a custom supplementary text that will be displayed below the pre-order button on the frontend.
- **Available Pre-order text:** enter custom text that will be displayed below the pre-order button on the frontend.

## Product Settings



Pre-Order Button Text <small>[store view]</small>	<input type="text" value="Pre-Order Now"/>
Show Available Date <small>[store view]</small>	<input type="text" value="Yes"/>
Show Available Text <small>[store view]</small>	<input type="text" value="Yes"/>
Available Pre-Order Text <small>[store view]</small>	<input type="text" value="Free shipping for pre-order buyers"/>

## Checkout Settings

Here you can configure pre-order settings which will be available under the shopping-cart checkout page.

- **Show available date:** choose **YES** if you want to show the date when the product will be back in stock on the shopping-cart checkout.
- **Show available text:** choose **YES** if you want to create a custom supplementary text that will be displayed below the pre-order button on the frontend.
- **Available Pre-order text:** enter custom text that will be displayed below the pre-order button on the frontend.

Show Available Date <small>[store view]</small>	<input type="text" value="Yes"/>
Show Available Text <small>[store view]</small>	<input type="text" value="Yes"/>
Available Pre-Order Text <small>[store view]</small>	<input type="text" value="Discount for pre-order buyers"/>

## Configuring product-specific pre-order settings

The module also allows setting up pre-order settings only for some specific item in your store. Product-specific settings overwrite general module settings.

Navigate to **Catalog -> Products ->** select the product you want to configure and click **Edit**.

- In the product settings set the Stock Status to **Out of Stock**.

Enable Product  Yes  
[website]

Attribute Set

Product Name \*   
[store view]

SKU \*   
[global]

Price \*   
[global]  
[Advanced Pricing](#)

Tax Class

Quantity   
[global]  
[Advanced Inventory](#)

**Stock Status**

Length  in  
[store view]

- Scroll down the product settings and find the **Pre-Order Options** menu.

Design ⊙

---

Schedule Design Update ⊙

---

Gift Options ⊙

---


Pre-Order Options ⊙

---

Enable Pre-Order  Yes  
[website]

Mode

Availability Text   
[store view]

Availability Date    
[store view]

---

Downloadable Information ⊙

The menu will include the following options:

- **Enabled Preorder:** select **YES** to allow pre-order for the product.
- **Mode:** select pre-order mode.
- **Availability text:** enter custom text that will be displayed below the pre-order button on the frontend.
- **Availability date:** pick up the date when the product will be back in stock.



---


After the settings are ready, click the **SAVE** button to apply the change for the selected product.

### 3. How to Use

Now let's check how the module works on the frontend.

After the module is activated the pre-order button appears for all products that are out of stock.

Home > Gear > Bags > Push It Messenger Bag



Push It Messenger Bag

★★★★★ 3 Reviews [Add Your Review](#)

**\$45.00** IN STOCK  
SKU#: 24-WB04

Qty

[Pre-Order Now](#)

Pre-order open with 20% discount  
Availability Date: 12/29/18

[ADD TO WISH LIST](#) [ADD TO COMPARE](#) [EMAIL](#)

The text on the button can be customized. Below the button it is possible to include some promotional description and also display the exact date when the product will be back in stock.

The pre-order button and description appear not only on the product page itself, but are also included into the catalog page:

BELVG

Shopping Options

Items 1-9 of 14

 Sort By Position


- STYLE ▼
- PRICE ▼
- COLOR ▼
- ACTIVITY ▼
- MATERIAL ▼
- STRAP/HANDLE ▼
- FEATURES ▼

Compare Products

You have no items to compare.

My Wish List

You have no items in your wish list.



Push It Messenger Bag  
 ★★★★★ 3 reviews  
 \$45.00

[Pre-Order Now](#) ♥ 📄

Pre-order open with 20% discount  
 Availability Date: 12/29/18



Overnight Duffie  
 ★★★★★ 3 reviews  
 \$45.00




Driven Backpack  
 ★★★★★ 2 reviews  
 \$36.00



Endeavor Daytrip Backpack  
 ★★★★★ 3 reviews  
 \$33.00

And to the shopping-cart checkout page:

## Shopping Cart

Item	Price	Qty	Subtotal
 <div style="border: 1px solid red; padding: 2px;">           Push It Messenger Bag            Pre-order open with 20% discount            Availability Date: 12/29/18         </div>	\$45.00	1	\$45.00

Update Shopping Cart

Apply Discount Code

### Summary

Estimate Shipping and Tax ▼

Subtotal	\$45.00
Tax	\$0.00
<b>Order Total</b>	<b>\$45.00</b>

[Proceed to Checkout](#)

Check Out with Multiple Addresses

## **We'd be happy to hear your feedback!**

Your comments help us provide the best service on the market.  
So, please, take a moment and [share your thoughts](#).

In case any difficulties feel free to [contact us](#).  
We'll be happy to assist!